




Bathtub - MEM

Tub spout for wall-mounted installation - polished chrome

Article number: 13 801 782-00

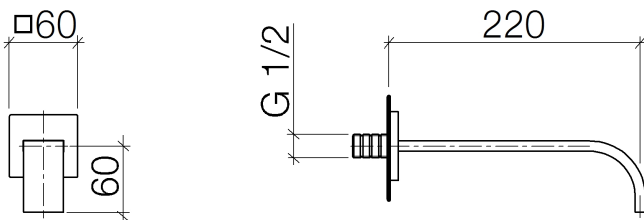
- 8-5/8" Projection
- Rectangular aerated stream
- Flange 2-3/8" x 2-3/8"
- 1-1/2" hole diameter
- 1/2" connection
- Water flow rate limited to max. 10.2 gpm



polished chrome

Accessory is required for this item.

Dimensional drawing

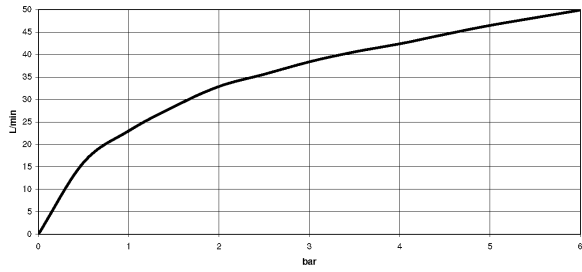


All dimensions in mm / inch = mm x 0,0394



Bathtub - MEM
Tub spout for wall-mounted installation - polished chrome
Article number: 13 801 782-00

Flow rate chart





Bathtub - MEM

Tub spout for wall-mounted installation - polished chrome

Article number: 13 801 782-00


Other surface finishes



platinum matte
13 801 782-06



platinum
13 801 782-08



Brushed Durabrass
13 801 782-28



Dark Platinum matte
13 801 782-99

More custom finish options are available via special production (xTra Service). Please see our finish matrix for availability and pricing or contact a Dornbracht representative.

Required article



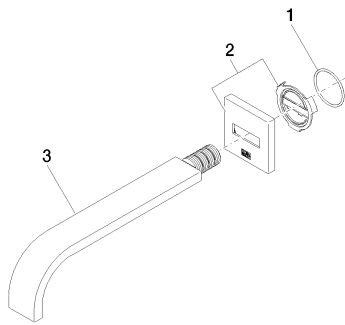
35 080 970-90 0010
Rough-in adapter -

Bathtub - MEM

Tub spout for wall-mounted installation - polished chrome

Article number: 13 801 782-00

Spare parts list



Number	Item Number	Designation	Number of units
1	09 14 10 111 90	seal	1
2	90 27 78 035 00-00	rosette	1
3	04 28 22 290 00-00	spout	1