

## Features

- 12" (305 mm) bar.
- Provides minimum 300 lb load capacity.
- Coordinates with traditional-style KOHLER® faucets and showering components.

## Material

- Premium metal construction for durability and reliability.
- KOHLER finishes resist corrosion and tarnishing.



## Codes/Standards

None Applicable

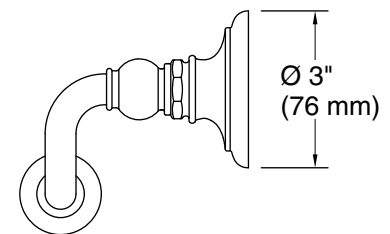
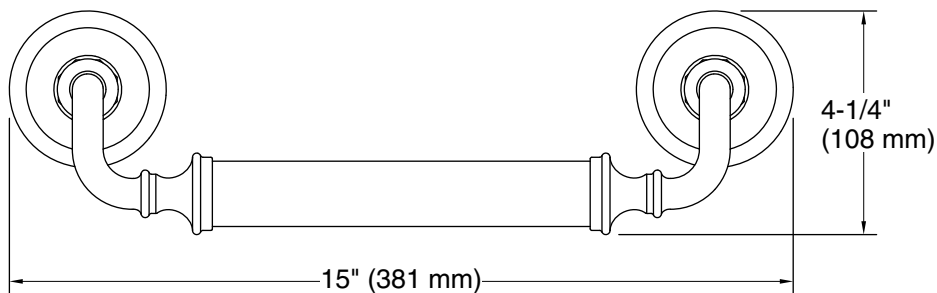
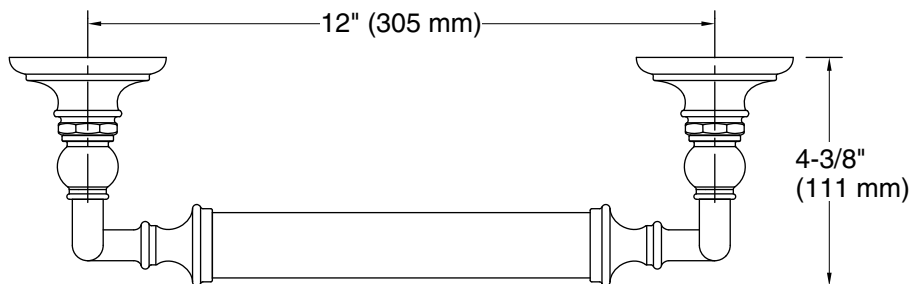
## KOHLER® Faucet Lifetime Limited Warranty

See website for detailed warranty information.

## Available Colors/Finishes

*Color tiles intended for reference only.*

| Color   | Code | Description                    |
|---|------|--------------------------------|
|  | CP   | Polished Chrome                |
|  | SN   | Vibrant® Polished Nickel       |
|  | BN   | Vibrant® Brushed Nickel        |
|  | BV   | Vibrant® Brushed Bronze        |
|  | 2BZ  | Oil-Rubbed Bronze              |
|  | 2MB  | Vibrant® Brushed Moderne Brass |



### Technical Information

All product dimensions are nominal.

Installation Type: Wall-mount

Material: Zinc, Stainless Steel

### Notes

Measure your actual product for roughing-in details.

**WARNING:** Risk of personal injury. The wall plates on the grab bar must be mounted to a brace between the wall studs. This will ensure that the weight of the user is adequately supported.