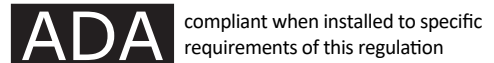


Specifications:

| | |
|-----------------------------|--|
| Installation: | built-in wall mount |
| Exterior Dimensions: | W: 5 1/8" H: 7 1/4" |
| Material: | solid brass construction with ceramic disc cartridge and 2-way diverter cartridge |
| Water use: | 4.67 GPM (60 PSI) |
| Finishes: | CR - polished chrome PN - polished nickel NI - brushed nickel BG - brushed gold 44 - matte black |
| Fittings included: | Rough-in # VPB2 and trim # 15PB2.L.S-A |

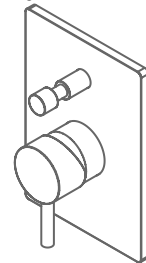
Codes + Standards:

- Meets and exceeds applicable national codes and standards
- CAL-Green compliant



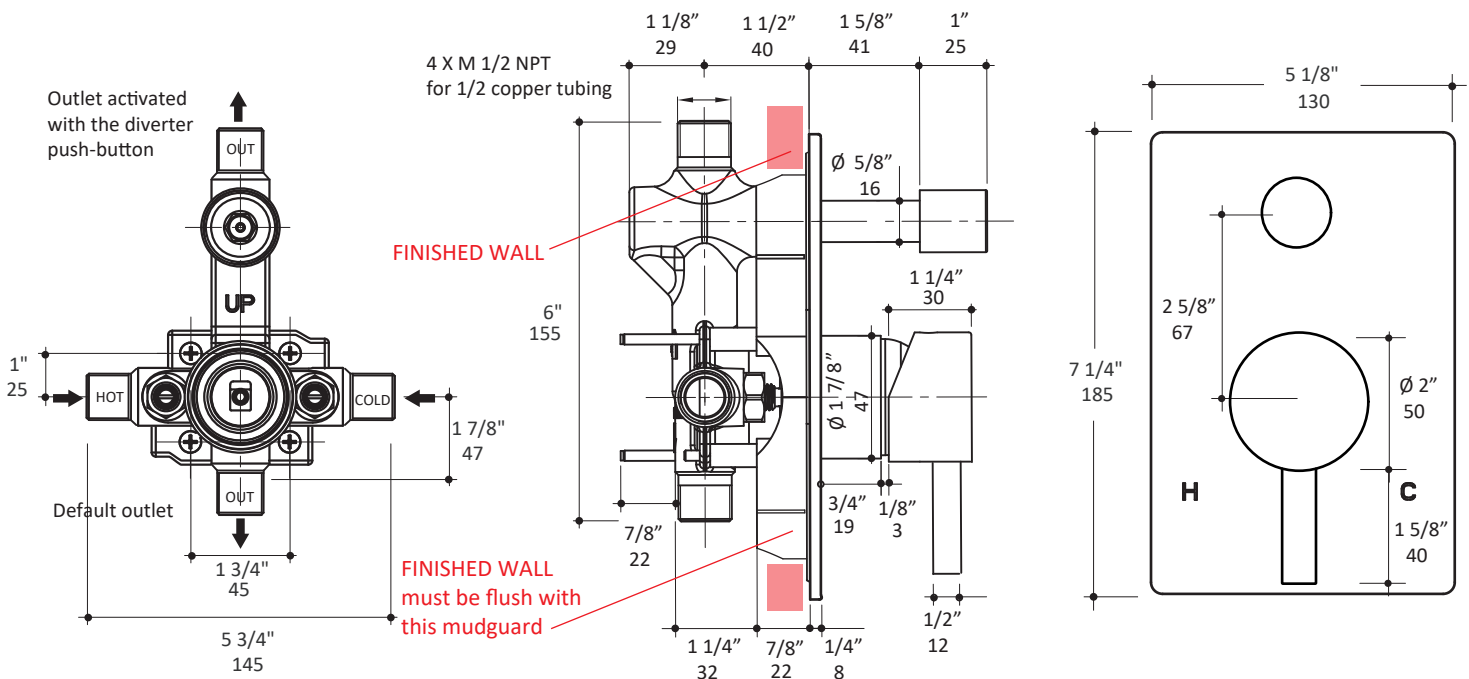
Recommended Items:

- Replacement parts:
 - VPB2 rough-in
 - 15PB2.L.S-A trim
 - VPB2-C ceramic cartridge
 - VPB2-D diverter kit



Features:

- pressure balancing valve
- rectangular backplate
- lever handle
- mixing valve regulates volume
- anti-scald protection & temperature regulation for flow rates as low as 1.75 GPM
- screwdriver service stops
- finished wall must be flush with mudguard (1/2" adjustment possible and no extensions available)



LACAVA reserves the right to revise any dimension or information on this sheet without notice. Dimensions are nominal and may vary within an industry accepted tolerance of 1/4". Drawings provided herein are meant to give the user an idea of the product and are not made to scale. Location of plumbing is meant for reference, your specific application may vary. Revised: 12/03/2018